

JUKI®

1-needle, Lockstitch Buttonholing Machine

LBH-780 SERIES


*SMOOTH OPERATION CONTRIBUTES TO
HIGH-QUALITY FINISHED BUTTONHOLES
AND A HIGHER DEGREE OF EFFICIENCY.*



LBH-780 SERIES

At the very least, a good buttonholing machine should finish seams of consistent quality and be widely adaptable to many different kinds of materials and seam specifications. The LBH-780 series buttonholing machines respond to these needs and help reduce operator fatigue, thereby finishing high-quality buttonholes with a higher degree of efficiency.

- The buttonholing position can be easily adjusted. This further enhances ease of operation. A newly introduced mechanism in the needle thread trimmer prevents interference with the positioning of buttonholes. The shape of the face plate is designed to provide sufficient clearance around the needle entry position. As a result, ease of operation is further improved.
- The work clamp can be lifted as high as 12mm. The machine is capable of sewing heavy-weight materials such as bulky knits. The maximum lift of the work clamp is 12mm, enabling the machine to make high-quality buttonholes in heavy-weight materials.
- Work clamp can be easily lifted. This helps to substantially reduce operator fatigue. The pressure required to depress the start pedal and lifter pedal has been reduced. This helps to dramatically reduce operator fatigue.
- The knife mechanism and stop-motion mechanism produce less noise when they actuate, thus contributing to a more comfortable working environment. Thanks to the simple design of the stop-motion mechanism and unique knife mechanism, the machine operates with low noise. The machine starts, decelerates and stops smoothly.



- This needle entry point can visually be checked. This permits easy positioning of buttonholes.
- The lift of the work clamp is as high as 12mm.

LBH-780NV

(for double-stitching with gimp)

LBH-780NB

(for double-stitching with gimp and gimp cutter)

- The machine neatly tucks in tetron gimps with consistency. Thanks to the improved locus of the gimp guide, the machine is flexibly adaptable to changes in the types of gimps to be used, easily switching operation to accommodate one to three pieces of tetron thread, or one sewing thread and one span thread. In addition, the gimp guide is designed so that it shifts vertically. This means that the relation between the needle and the gimp guide is uniform even if the material thickness varies, thus allowing the machine to tuck in gimps with consistency.
- A machine is designed for sewing soft-to-the-touch circular bartacks. It has been developed to sew circular bartacks on ladies' wear, a process that requires a very delicate finish.
- The machine ensures stable stitching performance on multi-layered portion of the material. The improved work clamp and its fulcrum securely hold multi-layered portions of a heavy-weight material, thereby preventing sewing troubles such as uneven material feed, slip-off of gimp and needle breakage. This allows the machine to perform buttonholing with consistency.
- The gimp cutter dramatically promotes labor-saving. (NB type) The length of remaining gimp after its trimming is only about 2mm. This eliminates the thread cropping procedure in the after-process, thereby increasing productivity. The distance between the gimp-cutting scissors and the needle scarcely changes when sewing multi-layered portions of the material, thus ensuring consistent gimp-cutting at any occasion.



LBH-783NB



LBH-782NB

A new LBH series model has been designed for a round-type of bartacking for ladies' wear with a soft, feminine touch. With this new model, finished products provide a soft feeling.

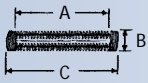





Square-type bartacking



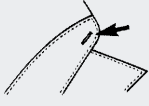
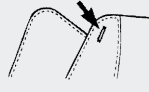
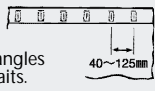
Round-type bartacking

LIST OF THE SUBCLASS MACHINES ACCORDING TO THEIR APPLICATIONS

Subclass models	Application		Buttonholing size (in mm)							
			A	6.4 ~ 19.1	A	6.4 ~ 25.4	A	6.4 ~ 31.8	A	12.7 ~ 38.1
			B	2.5 ~ 4.0	B	2.5 ~ 5.0	B	2.5 ~ 5.0	B	2.5 ~ 5.0
Stitch formation		C	Max. 22	C	Max. 33	C	Max. 40	C	Max. 47	
Standard type	Men's shirts, blouses, working wear, ladies' wear		LBH-781U	LBH-782U	LBH-783U	LBH-784U				
K type: For Knits	Knitting fabric underwear, knit products including sweaters, cardigans and tights, medium-weight material including working wear.		LBH-781KU	LBH-782KU	LBH-783KU	LBH-784KU				
NV type : Double-stitching with gimp	Sweater, polo shirts, knits, and jersey wear made of the materials which need to be sewn with especially durable stitches.			* 1 LBH-782NV LBH-782NV1	* 2 LBH-783NV LBH-783NV1	LBH-784NV LBH-784NV1				
NB type : Double-stitching with gimp and gimp cutter	Same with the application of the NV type models. NB type model is equipped with the automatic gimp and gimp cutter.			* 3 LBH-782NB LBH-782NB1	* 4 LBH-783NB LBH-783NB1	LBH-784NB LBH-784NB1				

* 1...Dimension A: 9.5 ~ 25.4mm * 2...Dimension A: 9.5 ~ 31.8mm * 3...Dimension A: 11.5 ~ 25.4mm * 4...Dimension A: 11.5 ~ 31.8mm

OPTIONS

Model	Part No.	Description	Feature
Q060	MAQ-060000A0	Men's shirts 	Spacer for first buttonholes This is a ruler to be used to set the first buttonhole at a predetermined position in accordance with the shape of the collar. Adjustable regardless of the dimensions and shape of collars.
Q061	MAQ-061000A0	Ladies' blouses 	
Q066	MAQ-066000A0	Spacer for buttonholes on top-center plaits  Buttonholes are positioned at right angles to the top-center plaits.	This is a ruler to be used for sewing lateral buttonholes in the process of buttonholing top-center plaits. The ruler is provided with four positioning pointers on the right and left. Each of the pointers can be shifted with a single motion.
SK-1		Pneumatic knife driving unit	The SK-1 pneumatic knife driving unit cuts the material by tapping a flat knife and nylon plate on the material. This prevents the tensing-up of texture yarns that so often occurs when sewing glossy synthetic materials.
AO17		Automatic single-pedal unit	



Q060




Q061



Q066



SK-1



AO17

SPECIFICATIONS

Model name	LBH-780	LBH-780NV	LBH-780NB
Application	Buttonholing for ordinary cloth, knit, etc.	For double-stitching with gimp	For double-stitching with gimp and gimp cutter
Sewing speed	3,600rpm	Max. 3,300rpm, Normal 3,000rpm	
Needle bar stroke	34.6mm		
Max. lift of the work clamp	12mm		11.5mm
Max. thickness of material that can be used	4mm (with the work clamp lowered)		
Number of stitches	54 ~ 345 (by gear-change method)		
Length of buttonholes	6.4 ~ 38.1mm	9.5 ~ 38.1mm	11.5 ~ 38.1mm
Needle	DP x 5 #11J, For JE: 134 Nm75		
Hook	DP type, automatic-lubricating full-rotary hook		
Deceleration method	Belt-shifting method		
Lubrication	Automatic		
Lubricating oil	JUKI New Defrix Oil No.1 (equivalent to ISO VG7)		
Motor	300W general-purpose motor (A 250W general-purpose motor can be used when the machine is used at a sewing speed of 3,100rpm or less.)		
Weight of the machine head	40kg		

WHEN YOU PLACE ORDERS

Please note when placing orders, that the model name should be written as follows:

● LBH-780 Series

LBH78 U

	Model	Code
Knife width	6.4 ~ 19.1mm	1
	6.4 ~ 25.4mm	2
	6.4 ~ 31.8mm	3
	12.7 ~ 38.1mm	4

Subclass machines	Code
Standard	/
For knits	K

● NV Type

LBH78 NV

	Model	Code
Knife width	9.5 ~ 25.4mm	2
	9.5 ~ 31.8mm	3
	12.7 ~ 38.1mm	4

Stitch formation	Code
Square-type bartacking	/
Round-type bartacking	1

● NB Type

LBH78 NB

	Model	Code
Knife width	11.5 ~ 25.4mm	2
	11.5 ~ 31.8mm	3
	12.7 ~ 38.1mm	4

Stitch formation	Code
Square-type bartacking	/
Round-type bartacking	1



JUKI CORPORATION HEAD OFFICE
 The environmental management system to promote and conduct
 ① the technological and technical research, the development and design of the products in which the environmental impact is considered.
 ② the conservation of the energy and resources, and the recycling, in the research, development, design, distribution, sale and maintenance service of the industrial sewing machines, household sewing machines and industrial-use robots, etc. and in the purchase, distribution and sale of the household commodities including the healthcare products.

● To order, please contact your nearest JUKI distributor.

JUKI[®]
JUKI CORPORATION
MARKETING & SALES H.Q.

8-2-1, KOKURYO-CHO, CHOFU-SHI,
 TOKYO 182-8655, JAPAN
 PHONE : (81) 3-3480-2357, 2358
 FAX : (81) 3-3430-4909, 4914
<http://www.juki.com>

* Specifications and appearance are subject to change without prior notice for improvement.
 * Read the instruction manual before putting the machine into service to ensure safety.
 * This catalog is printed on recycle paper.