


CLIMB SIXTEEN PLYS WITH EASE



**WITH 35800
LAPSEAMERS**

FROM

JUKI
Union Special



The Industry's Choice Since 1927


UNION SPECIAL® 35800s

LAPSEAMERS THAT CLIMB SIXTEEN PLYS WITH EASE

When sewing in- or out-seams on light to heavy weight material, there's nothing better than a 35800. With an upper driven roller feed, these Union Special® jeans felling machines simplify feeding. They glide over the thickest seams, and finish with the plies evenly matched.

The 35800 Series offers a wide range of machine features, sewing parts and options to select from, in every combination.

STANDARD FEATURES TO CHOOSE FROM:



JUKI
Union Special

No matter what your product, chances are there's a 35800 outfitted with exactly what you need to sew it better and faster

ROLLERS



Roller Descriptions

wide width roller - provides more feeding surface and improved chaining *

narrow width roller - the width originally used by the industry

steel standard tooth - teeth point opposite of feed dog teeth. Provides strong pulling power, good chaining, less fabric marking
35875AV 35826X

steel reversed tooth - teeth point in same direction as feed dog teeth. Provides more pulling power than standard for difficult feeding fabrics **
35875AW 35826CB

smooth polyurethane rubber - excellent for delicate fabrics, yet still has ability to pull most fabrics. Provides good chaining and virtually no fabric marking
35826EF 35826DZ

*wide rollers may not fit all styles-contact your distributor for proper uses

**may cause marking of some fabrics and affect chaining with certain threads

FOLDERS



Optional Double Lap Seam Folders

folder number	description
23420AY18-1/16	spring loaded, 1/16" capacity
23420AY18-3/32	spring loaded, 3/32" capacity
23420AY18-5/32	spring loaded, 5/32" capacity
23420Z-9-1/8	spring loaded, 1/8" capacity, similar to standard folder, but with closer guidance to front of presser foot
23420DC9	solid, 1/8" capacity

INSTALLATIONS



35800DNU-9 WITH PEDESTAL 1400CA shown with optional motor hood 1455M



29480LC solid cast base (mounting hardware included)



29480CK gear box base (mounting hardware included)



PNEUMATIC ASSIST
INDEPENDENTLY APPLY PRESSURE & LIFT TO THE ROLLER & PRESSER FOOT
Kit 29480AZP FOR MECHANICAL-DRIVEN PULLER MACHINES
with Kit 29480BBB FOR BELT-DRIVEN PULLER MACHINES

ATTACHMENTS & DEVICES

CHAIN CUTTER
Kit ASI5-38
PNEUMATICALLY POWERED & PHOTOCCELL OPERATED



35800 Pedestals, Workstations & Table Mounts

STYLE	DESCRIPTION
1400CA	Basic pedestal only
WS42800ST4H1	1400CA pedestal with 3Ph, 60Hz, 220V standard clutch motor
29480LC	Solid cast base (stand and tableboard not included)
29480CK	Gear box base (stand and tableboard not included)
29480AWH	Mounting kit for Mitsubishi Mini-Motor

Additional installation options are available. Contact the Special Applications Dept. at Union Special.

OPTIONS FOR MAXIMUM PERFORMANCE AND EFFICIENCY

The 35800 machines listed here are the standard styles available through your distributor. They feature the most common sewing parts combinations, based on requests from Union Special® 35800 users.

If you don't see what you need to perform your particular lapseaming operation at peak efficiency, contact the Special Applications Department at Union Special. Your distributor can tell you how.



FEATURES & SPECIFICATIONS

application	style	features	# of needles	# of threads	needle spacing		401 LSc-3 stitch/seam type	feed travel		foot lift	upper driven roller feed			stepped sewing parts			standard folder	max. speed		
					8 ga.	9 ga.		stitch length	differential		plain	puller drive	standard roller	optional rollers	throat plate (front view)	presser foot (front view)			feed dogs (side view)	
for light to medium weight (6 to 9 oz.*) cotton, denim and canvas materials	BLW	differential feed low step throat plate wide presser foot with seam groove feed dogs flat front to back belt-driven, wide steel teeth feed roller	3	6	—	●	7-12 SPI (Std. 8)	●	—	9mm	belt	.588" (14.9mm) wide roller steel standard tooth 35826X	35826CB 35826DZ				spring loaded 1/8" capacity double lap seam 23420AY18-1/8	4500 SPM		
	BQW	same as BLW above, but with plain feed			●	●	2.1-3.6mm (Std. 3.2)	—	●	9mm	belt									
for medium to heavy weight (10 to 14 oz.*) cotton, denim and canvas materials	BWDN	differential feed high step throat plate wide presser foot without seam groove feed dogs flat front to back belt-driven, wide steel teeth feed roller	3	6	●	●	7-12 SPI (Std. 8) 2.1-3.6mm (Std. 3.2)	●	—	9mm	belt	.588" (14.9mm) wide roller steel standard tooth 35826X	35826CB 35826DZ				spring loaded 1/8" capacity double lap seam 23420AY18-1/8	4500 SPM		
	BWDR	plain feed high step throat plate wide presser foot with seam groove raised front teeth on feed dogs belt-driven, wide steel teeth feed roller			●	●		—	●	9mm	belt									
	BRWH	same as BWDR above, but with feed dogs flat front to back and smooth rubber feed roller			—	●		—	●	9mm	belt			.588" (14.9mm) wide roller smooth rubber 35826DZ	35826CB 35826X					
	DNU	differential feed high step throat plate narrow presser foot without seam groove feed dogs flat front to back mechanical clutch-driven, narrow steel teeth feed roller			●	●		●	—	9mm	mechanical			.468" (11.9mm) narrow width roller steel standard tooth 35875AV	35826EF 35875AW					
	DRU	plain feed high step throat plate narrow presser foot with seam groove raised front teeth on feed dogs mechanical clutch-driven, narrow steel teeth feed roller			●	●		—	●	9mm	mechanical									
	DZ	same as DNU above, but with reversed teeth steel roller			●	●		●	—	9mm	mechanical			.468" (11.9mm) narrow width roller steel reversed tooth 35875AV	35875AV 35826EF					
	PZ	same as DRU above, but with reversed teeth steel roller			●	●		—	●	9mm	mechanical									
for extra-heavy weight (15 to 16 oz.*) cotton, denim and canvas materials	BWW	differential feed high step throat plate high feed lift wide presser foot with seam groove raised front teeth on feed dogs belt-driven, wide steel teeth feed roller	3	6	●	●	7-12 SPI (Std. 8) 2.1-3.6mm (Std. 3.2)	●	—	10mm	belt	.588" (14.9mm) wide roller steel standard tooth 35826X	35826CB 35826DZ				spring loaded 1/8" capacity double lap seam 23420AY18-1/8	4500 SPM		

* These weight ranges should be used as general guidelines only.


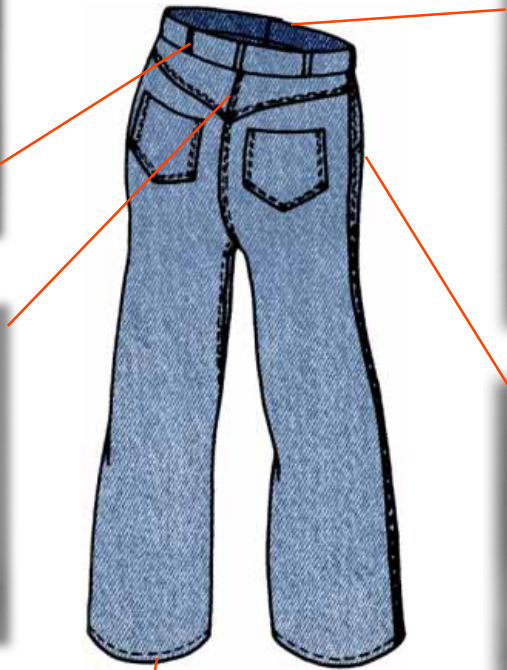
8 gauge = 1/8" or 3.2mm 9 gauge = 9/64" or 3.6mm

SELECT THE FEATURES YOU NEED TO SEW YOUR PRODUCT AT TOP EFFICIENCY


**COMPLEMENT YOUR NEW LAPSEAMER
WITH THESE CHAINSTITCH
AND LOCKSTITCH MACHINES
FROM UNION SPECIAL CORP.**



Belt Loop Making
FS321J01-2A44Z1



Zipper Attaching
FS316Z01-2M48Z3



Lap Seamer with Puller
FS316L63-3H36/CC2/PA1 (plain feed)
FS315L63-3H36/CC2/PA1 (differential)



Pocket Facer with Chain Cutter
FS311L41-2H64/CC1Z3



Leg Hemmer with Thread Trimmer
63900AMLZ908



www.unionspecial.com

www.juki.com

Union Special Machine Company

One Union Special Plaza, Huntley, IL 60142